



ASSET
MANAGEMENT



PRIVATE
WEALTH MANAGEMENT



MY WEALTH
MANAGEMENT

MARKET UPDATE AND FUND REVIEW

!t's time

NDB | WEALTH

2020
NOVEMBER

[Click here for download](#)



MARKET BRIEF BY NDB WEALTH

BUDGET 2021

The 2021 budget focused around post-Covid-19 growth, with strong support to local manufacturing, with the aim of curbing imports whilst supporting the export sector. Consumer taxes remained broadly unchanged in an effort to stimulate growth amidst low economic activity. Further, the government's public investment drive is expected to be the largest in five years. While no material change to the revenue base is a positive factor to support growth, budget 2021 remains ambitious, expecting investment driven growth to bridge the revenue gap in the face of Covid-19 and external debt challenges.

INFLATION PICKS UP

Inflation as measured by the CCPI (2013=100), edged up to 4.1% in November on a year-on-year basis from the previous months' 4.00% primarily owing to increases in food prices. During the month, the index was up 0.4% due to food prices increasing by 1.2% and non-food prices rising 0.2%. We believe the Central Bank will be able to manage inflation at mid-single digit levels in the short term.

RUPEE FALLS

Reversing its rising trend, the Sri Lankan Rupee depreciated against the USD in November by 0.37% to close the month at LKR 184.96 leading to an overall depreciation of 1.80% on a year-to-date basis. The Central Bank was a buyer of foreign exchange in the market in October amounting to USD 47.5 mn, whilst gross official reserves stood at approx. USD 5.8 bn. by end October.

INTEREST RATES EDGE UP

With interest rates increasing across the board during the month, the benchmark 364-day T-Bill rate reached the psychological 5.00% mark in November from 4.96% in October. Foreign holding of LKR denominated bills and bonds fell yet again in November by LKR 1.72 bn, to a low of 0.13%, thus net selling by foreigners for the year now stands at LKR 96.08 bn. We expect the Central bank to hold interest rates at current levels in the short term with a view of encouraging economic activities affected by the Covid-19 pandemic.

STOCK MARKET RALLIES

The Colombo Stock Exchange (CSE) saw renewed buying interest in November with the All Share Price Index (ASPI) rallying 9.03% and the more liquid S&P SL 20 index rising 7.52% amidst local investor participation. Foreign investors however continued to be net sellers to the value of LKR 2.78 bn. during the month and LKR 48.39 bn on a year-to-date basis. Given the low interest rate environment we expect that the buoyancy on the CSE will continue despite macroeconomic fundamentals remaining weak.

Amaya Nagodavithane

Fund Manager

EQUITY OUTLOOK

	Past month Performance (1st Nov - 30th Nov 2020)	Past 12 months Performance (Nov 2019 - Nov 2020)	Year to Date Performance (1st Jan - 30th Nov 2020)
All Share Price Index	9.03%	4.23%	1.87%
S&P SL 20	7.52%	-17.66%	-16.45%
MSCI Frontier Markets Index	4.10%	0.32%	-3.85%
MSCI World Index	12.79%	14.52%	11.19%
MSCI Emerging Markets	9.25%	18.43%	10.20%
MSCI Asia Ex Japan	8.04%	24.86%	17.07%

Source: www.cse.lk and www.msci.com >

The two main indices of the Colombo Stock Exchange (CSE), All Share Price Index (ASPI) and S&P SL 20 Index, recorded significant gains during the month of November 2020.

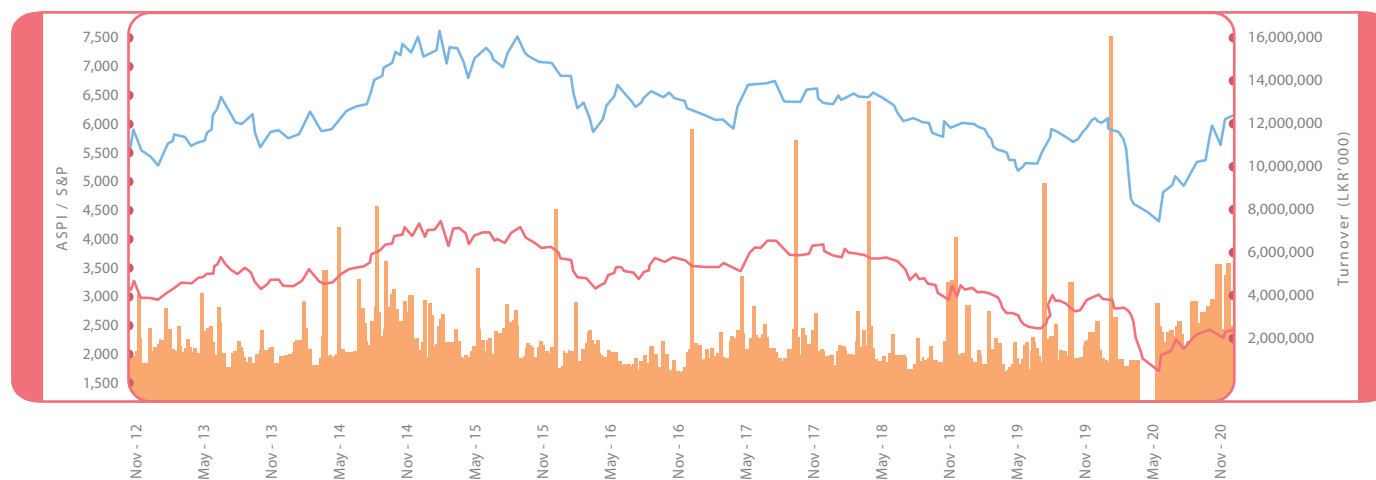
Improved market sentiment, with companies posting the encouraging corporate earnings during the September quarter coupled with positive news regarding the vaccine, was the key catalyst for the significant gains recorded during the month.

Low interest rates and expectations of the country moving in to a growth phase may further encourage investors to participate actively in the share market.

Frontier stocks have trailed bigger emerging markets in recovering from the impact of coronavirus as MSCI Frontier Markets Index has fallen 3.85% in 2020, while MSCI emerging market has gained 10.20% over the same period.

Inflows into emerging markets reached a monthly record high in November according to the Institute of International Finance. Low interest rates, increased probability of another U.S. stimulus and progress on the COVID-19 vaccine causing an unwinding effect in 'flight-to-quality', should keep the U.S. dollar dropping, helping provide a boost to equities.

Colombo Stock Exchange Performance



■ Turnover
 ■ S&P
 ■ ASPI

Source: www.cse.lk >

		Nov 2020	Nov 2019
CSE	Market PER	10.61 X	10.97 X
	Market PBV	1.05 X	1.15 X
	Market DY	2.80%	3.13%
MSCI Frontier Market	Market PER	15.81 X	13.09 X
	Market PBV	1.78 X	1.87 X
	Market DY	3.68%	4.07%

Source: www.cse.lk >

Foreign sellers continued to be net sellers in the market as net foreign selling for the month stood at LKR 2.78 Billion, increasing the total net foreign selling for the year to LKR 48.4 Billion.

Colombo Stock Exchange	Jan - Nov 2020	Jan - Nov 2019
Foreign Inflows	LKR 50.82 Billion	LKR 54.41 Billion
Foreign Outflows	LKR 99.22 Billion	LKR 65.15 Billion
Net Foreign Inflows/(Outflows)	(LKR 48.40 Billion)	(LKR 10.74 Billion)

Source: www.cse.lk >

**“ SOUND INVESTING CAN MAKE YOU VERY WEALTHY
IF YOU ARE NOT IN TOO BIG A HURRY ”**

— Warren Buffett —



FIXED INCOME OUTLOOK

Interest Rates in Sri Lanka

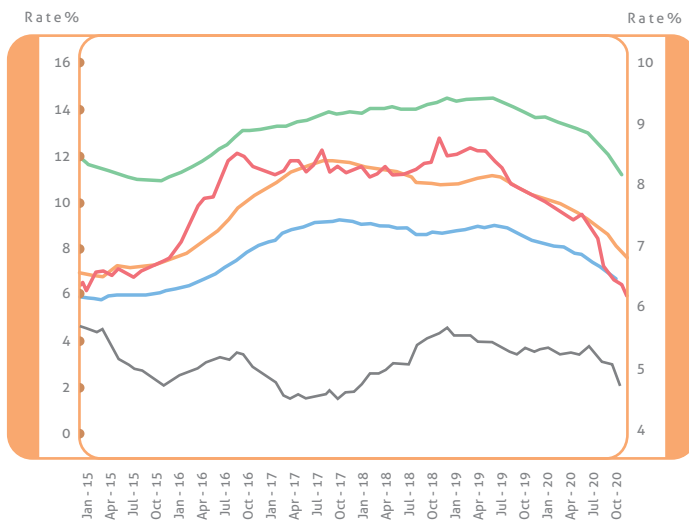
The Central Bank maintained the Standing Lending Facility Rate (the rate CBSL lends to commercial banks) and the Standing Deposit Facility Rate (the rate which commercial banks place their excess cash with CBSL) at 5.50% and 4.50% respectively at the monetary policy meeting held in November.

	Nov 19	Dec 19	Oct 20	Nov 20
364 Day T-bill	8.29%	8.45%	4.96%	5.00%
5-Year Bond	9.84%	9.94%	6.37%	6.59%
1-Year Finance Company Fixed Deposit Ceiling Rate	11.63%	11.63%	6.88%	6.88%

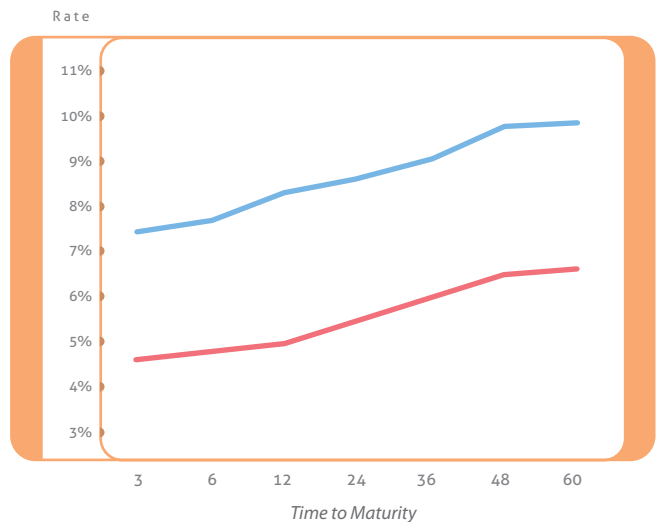
*Gross Rates provided. Net returns would change based on prevailing tax regulations.

Source: Central Bank of Sri Lanka >

AVERAGE LENDING & DEPOSIT RATES & SPREAD



YIELD CURVE - LKR TREASURIES



AWDR (%) AWFDR (%) AWLR (%) AWPR (%) Spread

Nov19 Nov-20

Source: Central Bank of Sri Lanka >

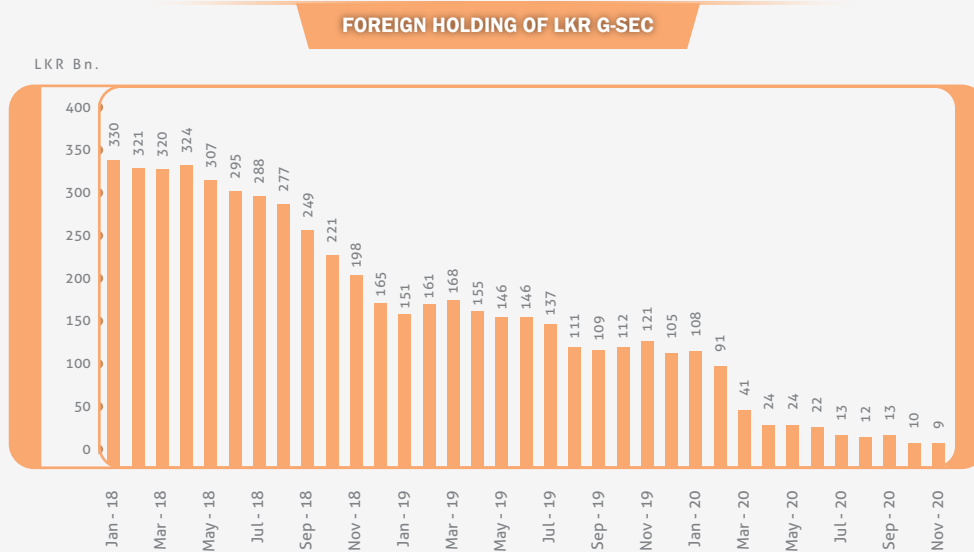
AWDR: Average Weighted Deposit Rate | AWFDR: Average Weighted Fixed Deposit Rate | AWLR: Average Weighted Lending Rate | AWPR Average Weighted Prime Lending rate

Treasury Bill rates edged up in November, with the benchmark 364-day T-Bill rate increasing to 5.00% and the 91-day and 182-day T-Bills rising to 4.64% and 4.76% respectively.

Broad money (M2b) growth picked up to 20.9% year-on-year in October, from the previous month's 19.2% whilst credit extended to the private sector spiked to 6.4% year-on-year from 5.8% in September 2020. Monthly private sector credit disbursements continued to recover rising by LKR 58.9 bn. or 1.0% during October.

Outstanding LKR Govt. Securities LKR 6,859 Billion	
T Bills (Total)	T Bonds (Total)
LKR 1,446 Billion	LKR 5,413 Billion
Domestic (Bills & Bonds)	Foreign (Bills & bonds)
LKR 6,850 Billion	LKR 9 Billion
Total Foreign Holding of Bills and Bonds: 0.13%	

Source: Central Bank of Sri Lanka >



Foreign holding of LKR denominated bills and bonds continued its declining trend, falling by LKR 1.72 bn to stand at a low of 0.13% of outstanding Government Securities in November whilst net selling by foreigners for the year so far stood at LKR 96.08 bn.

1 Year FD Rates - Sri Lankan Banks		
	Nov 2020	Oct 2020
NSB	5.25%	5.50%
COMB	5.00%	5.00%
SAMP	5.00%	5.50%
HNB	5.00%	5.50%
NDB	5.50%	5.50%

Rates on Credit Cards		Nov 20
HSBC		18.00%*
SCB		18.00%*
Sampath		18.00%*
NDB		18.00%*
AMEX		18.00%*

Source: Respective Commercial Banks >

NSB, Sampath and HNB reduced their fixed deposit rates during the month of November.

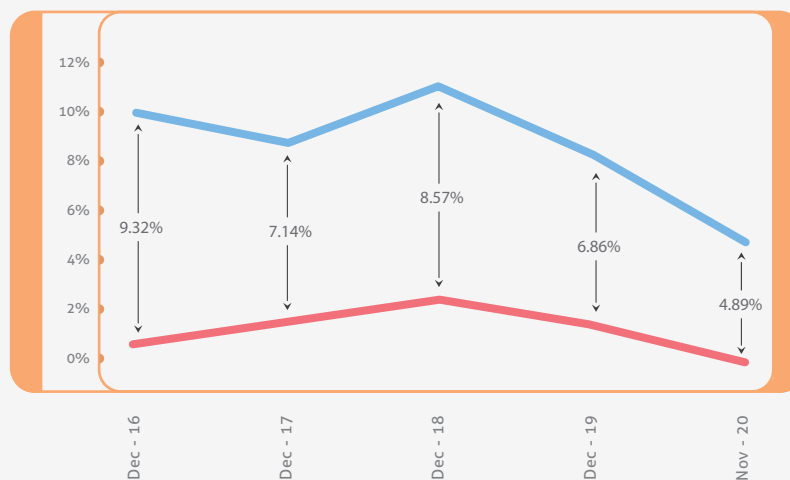
NDBIB CRISIL Fixed Income Indices Total return as at 30/11/2020	3 Month Return	1 Year Return	3 Year Return
NDBIB-CRISIL 91 Day T-Bill Index	1.13%	6.89%	8.12%
NDBIB-CRISIL 364 Day T-Bill Index	1.08%	9.74%	9.64%
NDBIB-CRISIL 3 Year T-Bond Index-TRI	0.83%	16.57%	13.47%
NDBIB-CRISIL 5 Year T-Bond Index-TRI	0.77%	21.10%	14.96%

Source: www.crisil.com >

Central Bank Policy Rates	2017	2018	2019	Latest
Sri Lanka	7.25%	8.00%	7.00%	4.50%
US	1.25% - 1.50%	2.25% - 2.50%	1.50% - 1.75%	0.00% - 0.25%
Euro Zone	0.00%	0.00%	0.00%	0.00%
Australia	1.50%	1.50%	0.75%	0.10%
India	6.00%	6.50%	5.15%	4.00%

Source: www.cbrates.com >

1 YEAR TREASURY RATE - USD Vs. LKR & SPREAD



Sri Lanka US

Source: Central Bank of Sri Lanka /
US Department of the Treasury >

The US Federal Reserve held its benchmark interest rates steady in November. Economic activity remains well below levels pre-pandemic levels and has been further exacerbated by a widespread resurgence in new COVID-19 infections and business restrictions, reinforcing expectations for a sharp slowdown in economic growth in the fourth quarter.

364 Day Treasury Bill Rate	Nov 19	Dec 19	Oct 20	Nov 20
Sri Lanka	8.29%	8.45%	4.96%	5.00%
India	5.14%	5.29%	3.44%	3.39%
US	1.60%	1.59%	0.13%	0.11%
Euro Zone	-0.63%	-0.66%	-0.75%	-0.72%

Source: Respective Central Banks >

Rates on Savings Accounts Nov 2020

Sri Lanka	3.50%
US	0.01%
Euro Zone	0.11%
Australia	0.45%
India	3.00%

Source: Respective Commercial Banks >

Eurozone GDP grew 12.7% in the third quarter, as relaxed COVID-19 restrictions helped the economy recover from the slump in the previous quarter. The European Central Bank (ECB) however, warned that the region's economic recovery was losing momentum faster than expected, and that the latest pandemic related lockdowns would dampen output in the fourth quarter.

**“ DISCIPLINE AND PLANNING ARE THE KEY INGREDIENTS
IN THE RECIPE FOR BUILDING WEALTH ”**

— NDB Wealth —



INFLATION RATES

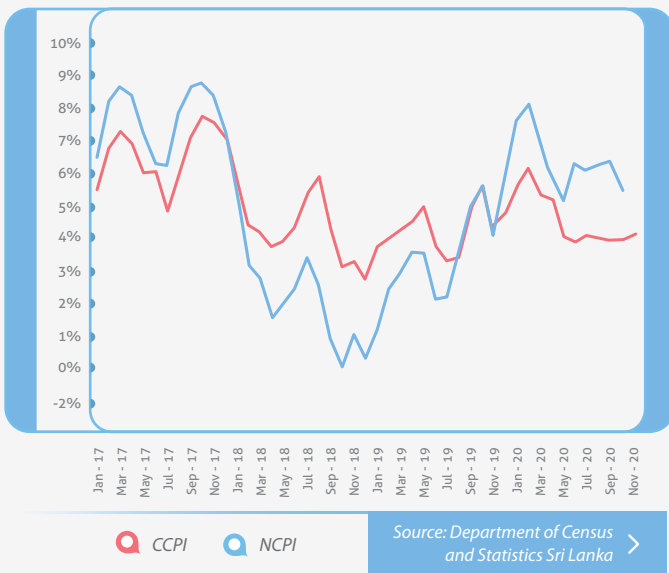
Country	Nov 19	Dec 19	Oct 20	Nov 20
Sri Lanka	4.36%	4.83%	3.97%	3.96%
US	2.05%	2.29%	1.18%	1.18%*
Euro Zone	0.96%	1.33%	-0.27%	-0.27%*
India	5.54%	7.35%	7.61%	7.61%*

*Oct 2020

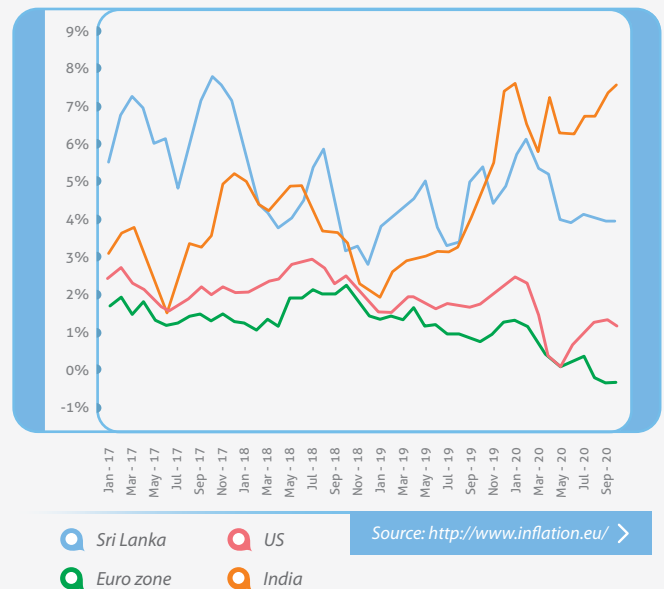
Source: Department of Census and Statistics - Sri Lanka, <http://www.inflation.eu/>, <https://tradingeconomics.com/> >

- Inflation as measured by the CCPI (2013=100), edged up to 4.1% in November on a year-on-year basis, from the previous month's 4.00%, primarily owing to increases in food prices.
- During the month, the index was up 0.4% due to food prices increasing by 1.2% and non-food prices rising 0.2%. Within the food category, prices of mainly big onion, red onions and potatoes increased. On an annual average basis inflation remained unchanged at 4.6% in November.
- Core inflation, which excludes the more volatile aspects of price movements (food, energy and transport) remained flat at 3.00% year-on-year whilst slowing to 3.2% on an annual average basis in November.
- We believe the Central Bank will be able to manage inflation at mid-single digit levels in the short term.
- On the global front, U.S. inflation slowed to 1.18% whilst Euro zone inflation contracted by 0.27% year-on-year in October.

INFLATION - POINT TO POINT CHANGE - CCPI VS. NCPI



GLOBAL INFLATION RATES



FOREX OUTLOOK

Exchange Rates Vs. LKR	Nov 19	Dec 19	Nov 20	1 Year App/(Dep) LKR	YTD App/(Dep) LKR
USD	180.43	181.63	184.96	-2.45%	-1.80%
GBP	232.93	238.46	246.71	-5.59%	-3.34%
EURO	198.69	203.67	221.42	-10.26%	-8.02%
YEN	1.65	1.67	1.78	-7.46%	-6.12%
AUD	122.09	127.25	136.78	-10.74%	-6.96%
CAD	135.81	139.21	142.42	-4.64%	-2.26%
INR	2.52	2.55	2.50	0.87%	1.80%
BHD	478.57	481.78	490.58	-2.45%	-1.79%
CNY	25.66	26.01	28.09	-8.66%	-7.41%

Source: Central Bank of Sri Lanka >

The Sri Lankan Rupee depreciated against the USD falling by 0.37% in November to close the month at LKR 184.96 and remains a net loser on a year-to-date basis at 1.80%. The Rupee lost a considerable 2.94% against the Pound Sterling and 2.15% against the Euro during the month.

The US dollar fell to its lowest level in nearly three months as confidence in the global market improved following Joe Biden's victory as U.S. president and the possibility of a Covid-19 vaccine in the horizon.

The Pound Sterling fell sharply against most of its peers as the UK and EU faced significant hurdles in reaching a Brexit deal.

Most emerging Asian currencies gained against the U.S. Dollar with vaccine hopes raising investor optimism coupled with a weak U.S. dollar in the backdrop of a lackluster U.S. economic outlook.

USD PER 1 EURO MOVEMENT



Source: <http://www.x-rates.com/> >

COMMODITY OUTLOOK

	Past month Performance (1st Nov - 30th Nov 2020)	Past 12 months Performance (Nov 2019 - Nov 2020)	Year to Date Performance (1st Jan - 30th Nov 2020)
Bloomberg Commodity Index	3.15%	-3.57%	-8.07%
Gold	-1.79%	26.89%	26.18%
Tea	-1.03%	8.90%	8.22%
Oil (Brent)	6.82%	-31.10%	-34.35%

Source: www.worldbank.com, Bloomberg and NDB Wealth Research >

The Bloomberg Commodity Index continued to yield positive returns in November 2020 as it gained 3.51% during the month.

Copper, iron ore and aluminum futures are around multi-year highs and the Bloomberg Commodity Spot Index is close to its strongest since 2014 after rising from pandemic lows.

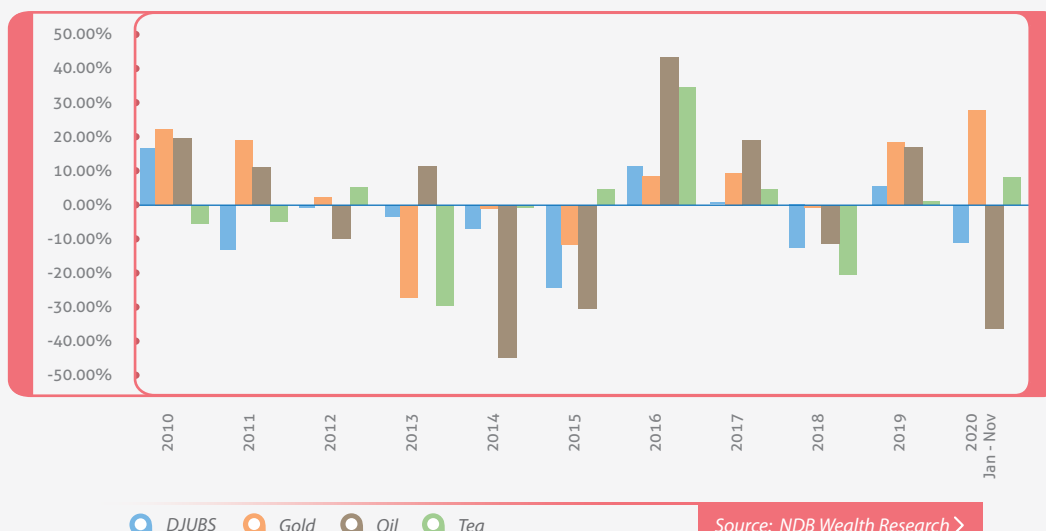
The impending deployment of COVID - 19 vaccines together with the impact of stimulus are driving expectations of a recovery, setting up the platform for commodities to perform well in 2021.

Prices of precious metals such as Gold declined, as risk-on sentiment dominated markets. Investors were eager to realize gains out of gold positions in a search of yield.

Oil prices gained 6.82% in November 2020, boosted by hopes that three promising coronavirus vaccines in the pipeline may curb the rapid spread of the disease and in doing so support fuel demand.

However, high inventories in the U.S. leading to higher supply output versus production cuts by OPEC+ and recovery in demand for crude oil in the backdrop of a coronavirus vaccine will have a major bearing on global oil prices in the medium term.

Commodity Price Movements



PROPERTY OUTLOOK

- The real-estate sector in Sri Lanka has continues to be resilient despite a second wave of COVID-19 gaining momentum in October 2020.
- According to Lanka Property web, despite the spike in the virus' spread, the real estate sector in the country continues to operate positively in response to a study carried out on visitor traffic to their website.
- The website has experienced traffic increasing by 135% and advertisements increasing by 289%. Search concentrations had mainly been within the Colombo City Limits, with Colombo 5, 6 and 7, Kandy, Dehiwala and Wattala being the most preferred locations.
- Interest for agricultural land such as Tea and Coconut has also shown higher page views within the website with investor interest brewing for agriculture investments under the cloud of the pandemic.
- The current historically low interest rates have seen investors motivated to move from fixed income investments to other alternative investments such as real estate.
- The historically low borrowing rates on mortgages has been a stimulant promoting interest in the sector. Further, given the weak macroeconomic conditions in the country, the banking sector too has been motivated to increase the asset backed investments in their respective balance sheets.
- Following the traditional investment philosophy, majority of investors are seeking safe investments options for the medium to long term that can be a hedge against inflation, making real estate the most viable investment vehicle.

ISLAMIC FINANCE INDUSTRY

Islamic Financing is finance activity that is consistent with principles of Islamic law (Shari'ah) which prohibits the payment or acceptance of interest.

NDB WM provides our client's discretionary management services on a shari'ah compliant basis for portfolio values above Rs. 100.0 million.

The Islamic Money Plus Fund is a unit trust fund offered by NDB Wealth Management and approved by the Securities Exchange Commission of Sri Lanka, investing in a diversified portfolio of Shari'ah compliant short term securities issued by corporates and in Mudharabah deposits and savings accounts. The fund provides reasonable liquidity and tax free income to its investors and would be an ideal substitute for direct investments in Mudharabah savings accounts and deposits. (Trustee: Hatton National Bank PLC)

Mudharabah Deposit Rates of Selected Service Providers

	Savings	1 month	3 month	6 month	1 Year ⁺	2 Year ⁺	3 Year ⁺	4 Year ⁺	5 Year ⁺
Amana Bank - As of November 2020									
Profit Sharing Ratio*	30:70	-	60:40	65:35	75:25	80:20	85:15	-	90:10
Distributed Profit	2.34%	-	4.30%	4.69%	5.30%	6.25%	6.64%	-	7.03%
Bank of Ceylon Islamic Business Unit - As of November 2020									
Profit Sharing Ratio*	45:55	-	-	-	-	-	-	-	-
Distributed Profit	1.17%	-	-	-	-	-	-	-	-
Commercial Bank of Ceylon PLC-AI Adalah Islamic Banking unit - As of November 2020									
Profit Sharing Ratio*	45:55	-	55:45	65:35	75:25	-	-	-	-
Distributed Profit	1.89%	-	2.31%	2.74%	3.18%	-	-	-	-
Hatton National Bank PLC-"Hnb Al- Najah" Islamic Banking unit - As of September 2020									
Profit Sharing Ratio*	30:70	-	55:45	60:40	70:30	-	-	-	-
Distributed Profit	2.50%	-	4.25%	4.50%	5.50%	-	-	-	-
National Development Bank PLC-"Shareek" Islamic Banking unit - As of November 2020									
Profit Sharing Ratio* (3Mn - 50Mn)	40:60	60:40	65:35	40:60	65:35	-	-	-	-
Distributed Profit	4.15%	4.20%	4.25%	4.75%	5.60%	-	-	-	-
Citizen Development Business Finance PLC- Islamic Banking unit - As of August 2019									
Profit Sharing Ratio*	32:68	52:48	52:48	52:48	55:45	62:38	62:38	-	-
Distributed Profit	6.43%	8.23%	8.64%	9.24%	11.05%	11.65%	12.25%	-	-
Commercial Leasing & Finance PLC- Islamic Finance - As of November 2020									
Profit Sharing Ratio*	30:70	50:50	53:47	55:45	55:45	59:41	60:40	64:36	65:35
Distributed Profit	4.45%	4.88%	5.13%	5.38%	6.88%	7.54%	7.70%	8.01%	8.31%
LB Al Salamah (LB Finance PLC - Islamic Business Unit) - As of October 2020									
Profit Sharing Ratio*	25:75	31:69	34:66	36:64	38:62	-	-	-	-
Distributed Profit	3.64%	4.52%	4.96%	5.25%	5.54%	-	-	-	-
LOLC Al-Falaah (Lanka Orix Finance PLC - Islamic Business Unit) - As of November 2020									
Profit Sharing Ratio*	30:70	60:40	62:38	66:34	66:34	67:33	69:31	70:30	74:26
Distributed Profit	4.11%	4.88%	5.13%	5.38%	6.88%	7.84%	8.31%	9.59%	9.87%
Peoples Leasing Islamic Business Unit - As of November 2020									
Profit Sharing Ratio*	45:55	-	60:40	65:35	75:25	-	-	-	-
Distributed Profit	3.45%	-	4.60%	4.99%	5.75%	-	-	-	-

* Profit sharing ratio provides profit ratio for Customer: Financial Institution; * Profits distributed at Maturity

Source: Respective Company Data >

The white list of shari'ah compliant stocks provides investors a means of ethical investing. The Core business is screened to ensure that corporate dealing in conventional banking, conventional insurance, alcoholic drinks, tobacco, pork production, arms manufacturing, pornography or related activities are excluded. Companies are also screened in terms of levels of debt, illiquid assets and non compliant investments.

WHITE LIST AS OF JULY 2019

Beverages and Food	Singer Industries (Ceylon) Plc
Bairaha Farms PLC	Teejay Lanka PLC
Dilmah Ceylon Tea Company PLC	Power & Energy
Kotmale Holdings PLC	Lanka IOC PLC
Nestle Lanka PLC	Lotus Hydro Power PLC
Renuka Agri Foods PLC	Vallibel Power Erathna PLC
Tea Smallholder Factories PLC	Vidullanka PLC
Chemicals and Pharmaceuticals	Services
Union Chemicals Lanka Plc	Lake House Printing & Publishers PLC
Diversified Holdings	Stores & Supplies
Hemas Holdings PLC	Gestetner of Ceylon PLC
Healthcare	Hunter & Company PLC
Asiri Surgical Hospitals PLC	Trading
Manufacturing	Office Equipment PLC
ACL Plastics PLC	Motors
Bogala Graphite Lanka PLC	Autodrome PLC
Ceylon Grain Elevators PLC	Plantations
Chevron Lubricants Lanka PLC	Aitken Spence Plantation Managements PLC
Lanka Ceramic PLC	Elpitiya Plantations PLC
Richard Pieris Exports PLC	Hatton Plantations PLC
Sierra Cables PLC	Namunukula Plantation PLC

Source: www.icp.lk (I Capital Partners - former Amana Capital Limited) >

NOTE 1: The White List has taken to consideration based on the December 2018 company financials

NOTE 2: Removals – Amana Takaful PLC, Amana Takaful Life PLC, Amana Bank PLC, Harischandra Mills PLC, Raigam Wayamba Salterns PLC, Renuka Foods PLC, Three Acre Farms PLC, Chemanex PLC, Haycarb PLC, Industrial Asphalts (Ceylon) PLC, J.L. Morison Son & Jones (Ceylon) PLC, Access Engineering PLC, Lankem Developments PLC, Expolanka Holdings PLC, Sunshine Holdings PLC, Ceylon Leather Products PLC, Hayleys Fabric PLC, Odel PLC, Ceylon Hospitals PLC (Durdans), Singhe Hospitals PLC, Ascot Holdings PLC, Lanka Century Investments PLC, Renuka Holdings PLC, Colombo Land & Development Company PLC, Serendib Engineering Group PLC, Abans Electricals PLC, ACL Cables PLC, Agstar Fertilizers PLC, Alufab PLC, Alumex PLC, B P P L Holdings PLC, Central Industries PLC, Dankotuwa Porcelain PLC, Dipped Products PLC, Kelani Cables PLC, Lanka Aluminium Industries PLC, Lanka Tiles PLC, Lanka Walltiles PLC, Laxapana Batteries PLC, Piramal Glass Ceylon PLC, Printcare (Ceylon) PLC, Regnis(Lanka) PLC, Royal Ceramic Lanka PLC, Samson International, Swadeshi Industrial Works PLC, Swistek Ceylon PLC, Tokyo Cement (Company) PLC, C M Holdings PLC, Diesel & Motor Engineering PLC, Sathosa Motors PLC, United Motors Lanka PLC, Balangoda Plantations PLC, Bogawantalawa Tea Estates PLC, Horana Plantations PLC, Kahawatte Plantation PLC, Kelani Valley Plantations PLC, Madulsima Plantations PLC, Malwatte Valley Plantations PLC, Maskeliya Plantations PLC, Talawakelle Tea Estates PLC, Udapussellawa Plantations PLC, Watawala Plantations PLC, Hapugastanne Plantations PLC, Panasian Power PLC, Paragon Ceylon PLC, Dialog Axiata PLC, Sri Lanka Telecom PLC, C. W. Mackie PLC, Eastern Merchants PLC

NOTE 3: Additions – Kotmale Holdings PLC, Hemas Holdings PLC, Hatton Plantations PLC

UNIT TRUST FUNDS OFFERED BY NDB WM



- NDB Wealth Growth Fund
- NDB Wealth Growth & Income Fund
- NDB Wealth Income Fund
- NDB Wealth Income Plus Fund
- NDB Wealth Money Fund
- NDB Wealth Money Plus Fund
- NDB Wealth Islamic Money Plus Fund
- NDB Wealth Gilt Edged Fund

Fund Overview

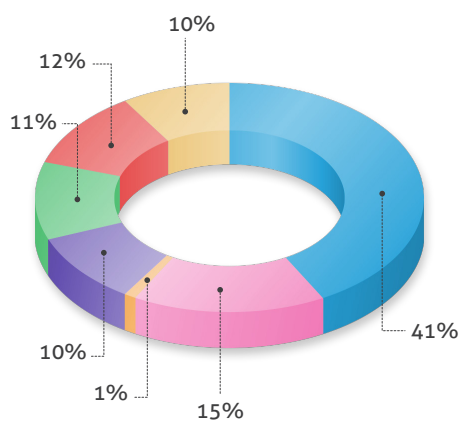
NDB Wealth Growth Fund

Type: Open Ended
Currency: LKR

Investments: Listed Equities
ISIN: LKNWGRU00005

NDB Wealth Growth Fund is an open-ended equity fund incorporated in Sri Lanka, invested in listed shares of the Colombo Stock Exchange. The Fund aims to achieve capital growth on a medium to long term basis by investing in a diversified portfolio of stocks of stable companies with a proven track record.

Equity Allocation



Banks
Capital Goods
Consumer Durables & Apparel
Diversified Financials
Food Beverage & Tobacco
Insurance
Materials

Historical Returns

Period	Fund Returns *	ASPI Returns
Last Month	-3.45%	-4.32%
Last 3 months	8.98%	11.75%
Last 6 months	20.60%	25.26%
Last 12 months	-12.35%	-4.40%
Year 2019	-0.59%	1.27%
Year 2018	-6.79%	-4.98%

* After fees, excluding front end and back end loads

Fund Snapshot

31-Oct-20

YTD Yield	-12.85%
NAV per unit	8.84
AUM (LKR Mn.)	177.67
Fund Currency	LKR
Fund Inception	1-Dec-97
Expense Ratio	2.32%
Max Equity Allocation	97.00%
Current Equity Allocation	93.27%
Fund Leverage	0.00%

Top 5 Portfolio Holdings (In Alphabetical Order)

ACCESS ENG LTD
COMMERCIAL BANK OF CEYLON PLC
DISTILLERIES COMPANY OF SRI LANKA PLC
HATTON NATIONAL BANK PLC
PEOPLES INSURANCE LTD

Fixed Income Allocation

Minimum Fixed Income Allocation	3.00%
Current Fixed Income Allocation	6.73%
Average Duration	0.0027
Maturity	% Holding
Under 1 Month	100.00%

Other Features

Valuation	Daily Valuation Instruments less than one year - cost plus accrued basis. Instruments greater than one year - n/a.
Investment/Withdrawal	Any Time A notice period of 07 working days may be required prior to large redemptions. However, the time period can be discussed with potential investors prior to the investment.
Exposure Restrictions	Maximum exposure restrictions to listed equity 15% of NAV; maximum exposure restrictions on fixed income investments depend on the features of each security, (Ex: Rated, Guaranteed, etc.), and are regulated by the Trustee and the SEC.
Fee Details	Management Fee : 2.25% p.a. of NAV. Trustee fee : 0.10 - 0.19% p.a. of NAV. Custodian fee : 0.05% p.a. of NAV, depending on fund size Front-end fee : 2% / Exit fee : 1% if less than 1 year ; 0 if greater than 1 year.
Fund Manager	NDB Wealth Management Ltd.
Trustee & Custodian	Bank of Ceylon

Disclaimer

Past performance is not a guide to future performance. The value of any investment and the income from it can fall as a result of market and currency fluctuations and investors could get back less than the amount originally invested. This report does not constitute a financial promotion, a recommendation or an offer to sell or a solicitation to buy units in the fund. See Information Memorandum for important information.

Fund Overview

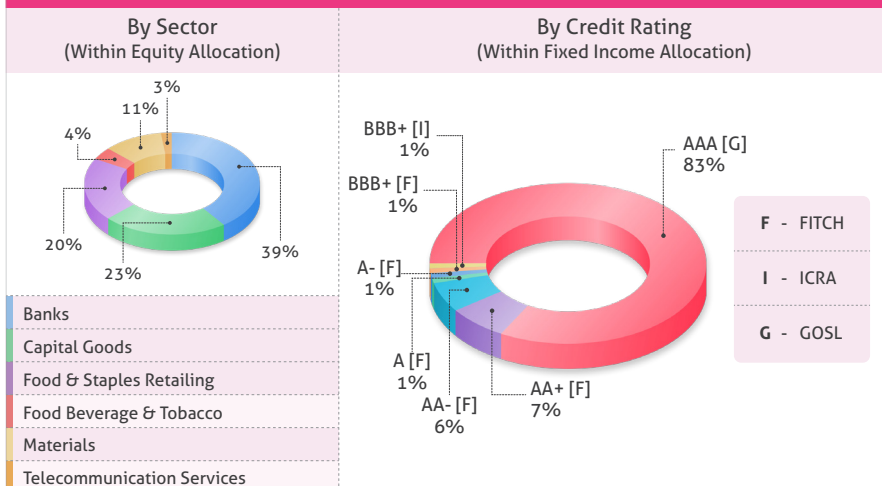
NDB Wealth Growth and Income Fund

Type: Open Ended
Currency: LKR

Investments: Listed Equities and Corporate Debt
ISIN: LKNWGIU00004

NDB Wealth Growth and Income Fund is an open-ended balanced fund incorporated in Sri Lanka, invested in a combination of listed shares in the Colombo Stock Exchange and LKR based corporate debt instruments and government securities. The Fund aims to achieve income on a medium to long term basis by investing in a diversified portfolio of stocks of stable companies with a proven track record.

Portfolio Allocation



Fund Snapshot

31-Oct-20

YTD Yield	5.41%
NAV per unit	41.35
AUM (LKR Mn.)	2,406.92
Fund Currency	LKR
Fund Inception	1-Dec-97
Expense Ratio	1.72%
Max Equity Allocation	97.00%
Current Equity Allocation	29.80%
Fund Leverage	0.00%

Top 5 Portfolio Holdings (In Alphabetical Order)

CARGILLS (CEYLON) PLC
COMMERCIAL BANK OF CEYLON PLC
HATTON NATIONAL BANK PLC
JOHN KEELLS HOLDINGS PLC
SAMPATH BANK PLC

Historical Returns

Period	Fund Returns*	ASPI Returns
Year to Date	5.41%	-6.57%
Last month	0.16%	-4.32%
Last 3 months	3.07%	11.75%
Last 6 months	6.99%	25.26%
Last 12 months	5.36%	-4.40%
Year 2019	11.09%	1.27%
Year 2018	7.47%	-4.98%

* After fees, excluding front end and back end loads.

Fixed Income Allocation

Minimum Fixed Income Allocation	3.00%
Current Fixed Income Allocation	70.20%
Average Duration	0.07
Maturity	% Holding
Under 3 Months	91.43%
3 Months - 6 Months	4.46%
6 Months - 1 Year	3.46%
1 Year - 5 Years	0.65%

Other Features

Valuation	Daily Valuation Instruments less than one year - cost plus accrued basis, Instruments greater than one year - marked to market.
Investment/Withdrawal	Any Time A notice period of 07 working days may be required prior to large redemptions. However, the time period can be discussed with potential investors prior to the investment.
Exposure Restrictions	Maximum exposure restrictions to listed equity 15% of NAV; maximum exposure restrictions on fixed income investments depend on the features of each security, (Ex: Rated, Guaranteed, etc.), and are regulated by the Trustee and the SEC.
Fee Details	Management Fee : 1.5% p.a. of NAV / Trustee fee : 0.11-0.15% p.a. of NAV, depending on fund size. Custody Fee : Rs.10,000 per Month, Front-end fee : 1.5%.
Fund Manager	NDB Wealth Management Ltd.
Trustee & Custodian	Hatton National Bank PLC

Disclaimer

Past performance is not a guide to future performance. The value of any investment and the income from it can fall as a result of market and currency fluctuations and investors could get back less than the amount originally invested. This report does not constitute a financial promotion, a recommendation or an offer to sell or a solicitation to buy units in the fund. See Information Memorandum for important information.

Fund Overview

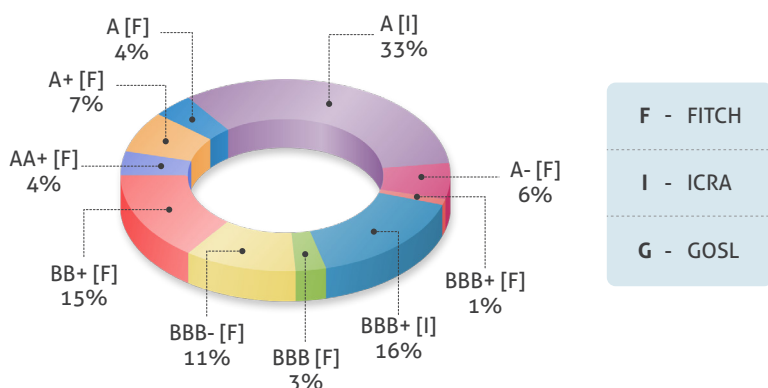
NDB Wealth Income Fund

Type: Open Ended
Currency: LKR

Investments: Corporate Debt Instruments
ISIN: LKNWINU00000

NDB Wealth Income Fund is an open-ended fixed income fund incorporated in Sri Lanka, invested in LKR based corporate debt instruments including commercial paper, securitized paper, quoted and unquoted debentures as well as Sri Lanka Treasury Bills, Bonds and government securities backed Repurchase transactions. The Fund aims to enhance returns by investing in a diversified portfolio of corporate debt securities.

Portfolio Allocation By Credit Rating



Fund Snapshot

31-Oct-20

YTD Yield	11.59%
YTD Yield (Annualized)	13.87%
NAV per unit	15.6967
AUM (LKR Mn.)	377.28
Fund Currency	LKR
Fund Inception	1-Dec-97
Expense Ratio	1.39%
Average Maturity (Yrs)	1.53
Average Duration	1.14

Maturity Profile

Maturity	% Holding	AVG YTM (Net)
Under 1 Month	4.15%	7.43%
1 Month - 3 Months	10.93%	11.40%
3 Months - 6 Months	12.60%	12.10%
6 Months - 1 Year	40.93%	11.70%
1 Year - 10 Years	31.40%	12.60%

Historical Returns

Period	Fund Returns	Annualized Return
Year to Date	11.59%	13.87%
Last month	0.76%	9.00%
Last 3 months	2.21%	8.78%
Last 6 months	6.32%	12.54%
Last 12 months	13.56%	13.56%
Year 2019	12.97%	12.97%
Year 2018	10.00%	10.00%

Other Features

Valuation	Daily Valuation All Instruments are marked to market.
Investment/Withdrawal	Any Time A notice period of 07 working days may be required prior to large redemptions. However, the time period can be discussed with potential investors prior to the investment.
Exposure Restrictions	Maximum exposure restrictions on investments depend on the features of each security, (Ex: Rated, Guaranteed, etc), and are regulated by the Trustee and the SEC.
Fee Details	Management Fee : 1.00% p.a. of NAV. Trustee fee : 0.10 - 0.19% p.a. of NAV, based on fund size. Custodian fee : 0.05% p.a. of NAV.
Fund Manager	NDB Wealth Management Ltd.
Trustee & Custodian	Bank of Ceylon

Disclaimer

Past performance is not a guide to future performance. The value of any investment and the income from it can fall as a result of market and currency fluctuations and investors could get back less than the amount originally invested. This report does not constitute a financial promotion, a recommendation or an offer to sell or a solicitation to buy units in the fund. See Information Memorandum for important information.

Fund Overview

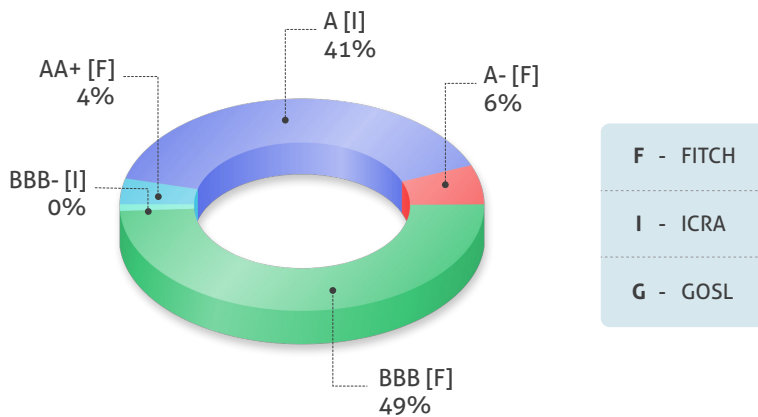
NDB Wealth Income Plus Fund

Type: Open Ended
Currency: LKR

Investments: Fixed Income Securities
ISIN: LKNWIPU00005

NDB Wealth Income Plus Fund is an open-ended fixed Income fund incorporated in Sri Lanka, invested in LKR based corporate debt instruments including commercial paper, securitized paper, quoted and unquoted debentures, bank deposits as well as Sri Lanka Treasury Bills, Bonds and government securities backed Repurchase transactions. The Fund aims to provide higher returns by investing in a portfolio of Gilt Edged and Corporate Debt securities.

Portfolio Allocation By Credit Rating



Fund Snapshot

31-Oct-20

YTD Yield	10.24%
YTD Yield (Annualized)	12.26%
NAV per unit	16.6675
AUM (LKR Mn.)	52.72
Fund Currency	LKR
Fund Inception	7-Apr-16
Expense Ratio	0.76%
Average Maturity (Yrs)	0.26
Average Duration	0.25

Maturity Profile

Maturity	% Holding	AVG YTM (Net)
Under 1 Month	4.37%	4.55%
1 Month - 3 Months	49.24%	12.10%
3 Months - 6 Months	46.39%	10.50%

Historical Returns

Period	Fund Returns	Annualized Return
Year to Date	10.24%	12.26%
Last month	0.87%	10.29%
Last 3 months	2.78%	11.01%
Last 6 months	5.82%	11.54%
Last 12 months	12.34%	12.34%

Other Features

Valuation	Daily Valuation Cost plus accrued basis
Investment/Withdrawal	Any Time A notice period of 07 working days may be required prior to large redemptions. However, the time period can be discussed with potential investors prior to the investment.
Fee Details	Management Fee : 0.50% p.a. of NAV. Trustee and Custodian fee : 0.065 - 0.1% p.a. of NAV, based on fund size. Exit fee : 2% if less than 1 year ; 0 if greater than 1 year
Fund Manager	NDB Wealth Management Ltd.
Trustee & Custodian	Bank of Ceylon

Disclaimer

Past performance is not a guide to future performance. The value of any investment and the income from it can fall as a result of market and currency fluctuations and investors could get back less than the amount originally invested. This report does not constitute a financial promotion, a recommendation or an offer to sell or a solicitation to buy units in the fund. See Information Memorandum for important information.

Fund Overview

NDB Wealth Money Plus Fund

Type: Open Ended
Currency: LKR

Investments: Money Market Corporate Debt Securities
ISIN: LKNWMPU00007

NDB Wealth Money Plus Fund is an open-ended money market fund incorporated in Sri Lanka, invested in short term LKR based corporate debt instruments including commercial paper, securitized paper, bank deposits as well as Sri Lanka Treasury Bills, Bonds and government securities backed Repurchase transactions.

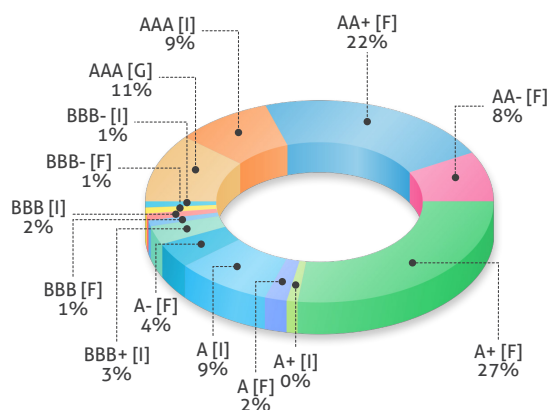
The Fund aims to provide liquidity to investors while enhancing returns by investing in a diversified portfolio of short term corporate debt securities with maturities less than 365 days

Fund Snapshot

31-Oct-20

YTD Yield	8.28%
YTD Yield (Annualized)	9.91%
NAV per unit	23.1977
AUM (LKR Mn.)	80,605.85
Fund Currency	LKR
Fund Inception	1-Jun-12
Expense Ratio	0.81%
Average Maturity (Yrs)	0.35
Average Duration	0.34

Portfolio Allocation By Credit Rating



Maturity Profile

Maturity	% Holding	AVG YTM (Net)
Under 1 Month	16.92%	5.64%
1 Month - 3 Months	13.89%	8.00%
3 Months - 6 Months	46.28%	6.80%
6 Months - 1 Year	22.91%	9.30%

Historical Returns

Period	Fund Returns	Annualized Return
Year to Date	8.28%	9.91%
Last month	0.59%	6.92%
Last 3 months	1.87%	7.41%
Last 6 months	4.40%	8.72%
Last 12 months	10.14%	10.14%
Year 2019	11.73%	11.73%
Year 2018	11.53%	11.53%

Other Features

Valuation	Daily Valuation Instruments less than one year - cost plus accrued basis, Instruments greater than one year - n/a.
Investment/Withdrawal	Any Time A notice period of 07 working days may be required prior to large redemptions. However, the time period can be discussed with potential investors prior to the investment.
Exposure Restrictions	Maximum exposure restrictions on investments depend on the features of each security, (Ex: Rated, Guaranteed, etc) and are regulated by the Trustee and the SEC.
Fee Details	Management Fee : 0.65% p.a. of NAV. Trustee fee : 0.11- 0.15% p.a. of NAV, depending on fund size. Custody Fee : Rs.10,000 per Month
Fund Manager	NDB Wealth Management Ltd.
Trustee & Custodian	Hatton National Bank PLC

Disclaimer

Past performance is not a guide to future performance. The value of any investment and the income from it can fall as a result of market and currency fluctuations and investors could get back less than the amount originally invested. This report does not constitute a financial promotion, a recommendation or an offer to sell or a solicitation to buy units in the fund. See Information Memorandum for important information.

Fund Overview

NDB Wealth Money Fund

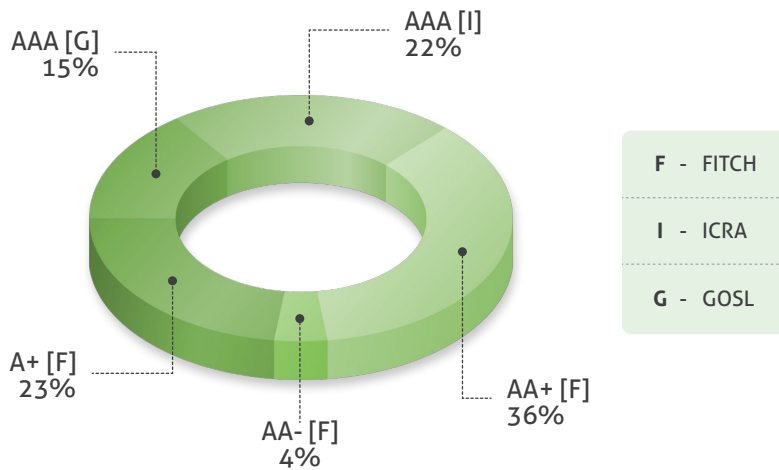
Type: Open Ended
Currency: LKR

Investments: Short Term Bank Deposits
ISIN: LKNWMNU00002

NDB Wealth Money Fund is an open-ended money market fund incorporated in Sri Lanka, invested in short-term high credit quality LKR based bank deposits.

The Fund aims to provide optimal returns with low risk and moderate liquidity to investors by investing in short-term high quality bank deposits with maturities less than 365 days with credit ratings of A- and above.

Portfolio Allocation By Credit Rating



Fund Snapshot

31-Oct-20

YTD Yield	7.17%
YTD Yield (Annualized)	8.58%
NAV per unit	20.3485
AUM (LKR Mn.)	818.21
Fund Currency	LKR
Fund Inception	1-Jun-12
Expense Ratio	0.82%
Average Maturity (Yrs)	0.32
Average Duration	0.31

Maturity Profile

Maturity	% Holding	AVG YTM (Net)
Under 1 Month	26.47%	6.10%
1 Month - 3 Months	13.81%	7.30%
3 Months - 6 Months	49.02%	6.70%
6 Months - 1 Year	10.70%	8.00%

Historical Returns

Period	Fund Returns	Annualized Return
Year to Date	7.17%	8.58%
Last month	0.59%	6.90%
Last 3 months	1.85%	7.35%
Last 6 months	4.06%	8.04%
Last 12 months	8.83%	8.83%
Year 2019	10.24%	10.24%
Year 2018	8.74%	8.74%

Other Features

Valuation	Daily Valuation Instruments less than one year - cost plus accrued basis, Instruments greater than one year - n/a.
Investment/Withdrawal	Any Time A notice period of 07 working days may be required prior to large redemptions. However, the time period can be discussed with potential investors prior to the investment.
Fee Details	Management Fee : 0.55% p.a. of NAV. Trustee fee : 0.11-0.15% p.a. of NAV, depending on fund size. Custody Fee : Rs.10,000 per Month
Fund Manager	NDB Wealth Management Ltd.
Trustee & Custodian	Hatton National Bank PLC

Disclaimer

Past performance is not a guide to future performance. The value of any investment and the income from it can fall as a result of market and currency fluctuations and investors could get back less than the amount originally invested. This report does not constitute a financial promotion, a recommendation or an offer to sell or a solicitation to buy units in the fund. See Information Memorandum for important information.

Fund Overview

NDB Wealth Islamic Money Plus Fund

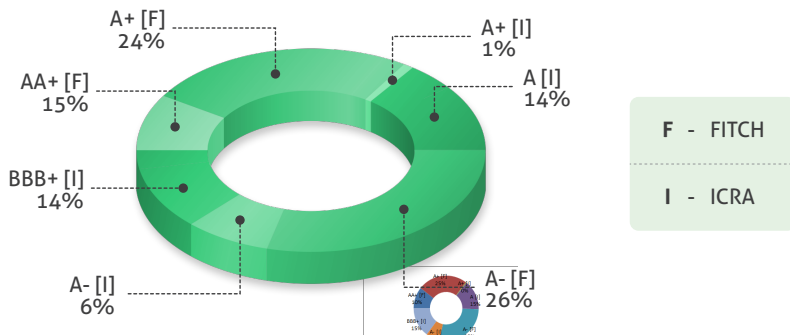
Type: Open Ended
Currency: LKR

Investments: Short Term Shariah Compliant Investments
ISIN: LKNWISU00009

NDB Wealth Islamic Money Plus Fund is an open-ended money market fund incorporated in Sri Lanka, invested exclusively in short term LKR based Shariah compliant investments including Mudharabah term deposits, Mudharabah savings deposits, Wakala investments and sukuk investments less than 366 days.

The Fund aims to provide investors with liquidity and regular income through investing in a portfolio of short term shariah compliant securities.

Portfolio Allocation By Credit Rating



Fund Snapshot

31-Oct-20

YTD Yield	8.06%
YTD Yield (Annualized)	9.65%
NAV per unit	16.0606
AUM (LKR Mn.)	826.90
Fund Currency	LKR
Fund Inception	1-Jun-15
Expense Ratio	1.22%
Average Duration	0.34

Maturity Profile

Maturity	% Holding	AVG YTM (Net)
Under 1 Month	17.85%	4.94%
1 Month - 3 Months	33.61%	9.00%
3 Months - 6 Months	14.22%	7.70%
6 Months - 1 Year	34.32%	9.30%

Target Asset Allocation

Investment Type	Asset Allocation
Shariah compliant money market investments up to 366 days	Max 90%
Shariah compliant money market investments less than 15 days	Min 10%

Approved Investments

Investment Type	Investment Type
Shariah compliant money market investments up to 366 days	Mudharabah term deposits and Wakala Investments in Commercial Banks / Specialised Banks / Finance Companies or any other authorized deposit taking Institution Sukuk / Wakala / Mudharabah securities issued by corporate entities subject to Shariah council approval.
Shariah compliant money market investments less than 15 days	Mudharabah savings deposits

Shariah Supervisory Board

Shafique Jakhura	Mufti
Muhammed Huzaifah	Maulana

Historical Returns

Period	Fund Returns	Annualized Return
Year to Date	8.06%	9.65%
Last month	0.62%	7.36%
Last 3 months	1.99%	7.91%
Last 6 months	4.36%	8.64%
Last 12 months	9.77%	9.77%

Other Features

Valuation	Daily Valuation Instruments less than one year - cost plus accrued basis, Instruments greater than one year - n/a.
Investment/Withdrawal	Any Time A notice period of 07 working days may be required prior to large redemptions. However, the time period can be discussed with potential investors prior to the investment.
Fee Details	Management Fee : 0.80% p.a. of NAV. Trustee fee : 0.11% - 0.15% p.a. of NAV, based on the fund size Custody Fee : Rs.10,000 per Month.
Fund Manager	NDB Wealth Management Ltd.
Trustee & Custodian	Hatton National Bank PLC

Disclaimer

Past performance is not a guide to future performance. The value of any investment and the income from it can fall as a result of market and currency fluctuations and investors could get back less than the amount originally invested. This report does not constitute a financial promotion, a recommendation or an offer to sell or a solicitation to buy units in the fund. See Information Memorandum for important information.

Fund Overview

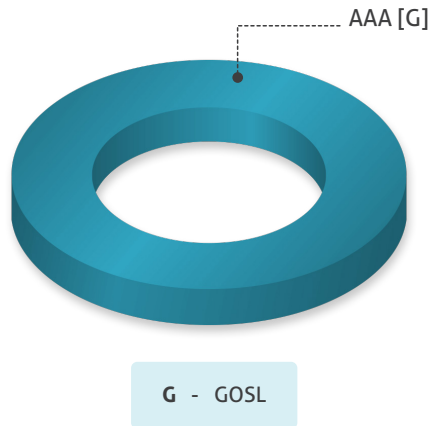
NDB Wealth Gilt Edged Fund

Type: Open Ended
Currency: LKR

Investments: Government of Sri Lanka Securities
ISIN: LKNWGEU00003

NDB Wealth Gilt Edged Fund is an open-ended unit trust fund incorporated in Sri Lanka, invested in Government of Sri Lanka Treasury Bills, Bonds and government securities backed Repurchase transactions. The Fund aims to maximize returns from investments by investing the fund exclusively in government securities and government guaranteed securities.

Portfolio Allocation By Credit Rating



Fund Snapshot

31-Oct-20

YTD Yield	9.66%
YTD Yield (Annualized)	11.57%
NAV per unit	18.5695
AUM (LKR Mn.)	65.37
Fund Currency	LKR
Fund Inception	1-Dec-97
Expense Ratio	1.56%
Average Maturity (Yrs)	0.05
Average Duration	0.05

Maturity Profile

Maturity	% Holding	AVG YTM (Net)
Under 1 Month	100%	4.90%

Historical Returns

Period	Fund Returns	Annualized Return
Year to Date	9.66%	11.57%
Last month	0.29%	3.36%
Last 3 months	5.90%	23.39%
Last 6 months	7.32%	14.53%
Last 12 months	10.81%	10.81%
Year 2019	19.12%	19.12%
Year 2018	11.45%	11.45%

Other Features

Valuation	Daily Valuation All Instruments are marked to market.
Investment/Withdrawal	Any Time A notice period of 07 working days may be required prior to large redemptions. However, the time period can be discussed with potential investors prior to the investment.
Fee Details	Management Fee : 0.65% p.a. of NAV Trustee fee : 0.10-0.19% p.a. of NAV, depending on fund size Custodian fee : 0.05% p.a. of NAV.
Fund Manager	NDB Wealth Management Ltd.
Trustee & Custodian	Bank of Ceylon

Disclaimer

Past performance is not a guide to future performance. The value of any investment and the income from it can fall as a result of market and currency fluctuations and investors could get back less than the amount originally invested. This report does not constitute a financial promotion, a recommendation or an offer to sell or a solicitation to buy units in the fund. See Information Memorandum for important information.

DISCLAIMER

This document is compiled by NDB Wealth Management Limited (NDBWealth) for the use of its clients, and should not be construed as an offer or solicitation of an offer to buy/sell any securities or assets. This document is for the personal information of the authorized recipient and is not for public distribution. This should not be reproduced or redistributed to any other person or in any form. All information has been compiled using information from news sources, available documentation and NDBWealth's own research material and relates to current and historical information, but do not guarantee its accuracy or completeness. In compiling this report, NDBWealth has made every endeavour to ensure its accuracy, but cannot hold NDBWealth or its employees for any error that maybe found herein. Neither NDBWealth nor its employees can accept responsibility for any loss or damage caused due to any decisional action made by the investors based on such information or any options, conclusions or recommendations herein whether that loss or damage is caused by any fault or negligence on the part of NDBWealth.

NDB WEALTH MANAGEMENT LTD

NDB Capital Building, Level G, No: 135, Bauddhaloka Mawatha, Colombo 4, Sri Lanka

Tel (+94) 77 744 8888 | (+94) 11 230 3232

E-mail : contact@ndbinvestors.com | Web : www.ndbwealth.com